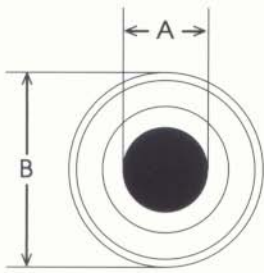


SANITARY TABLE



MINI SANITARIES

Size	A	B
1/2"	0.375	0.984
3/4"	0.625	0.984


SANITARY FITTINGS

Mini Sanitary

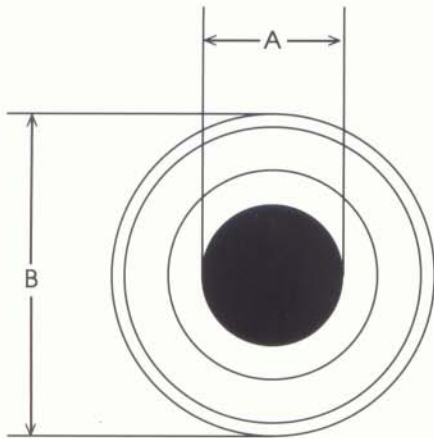


Available Materials:
316 Stainless Steel

Sanitary



Available Materials:
316 Stainless Steel



STANDARD SANITARIES

Size	A	B	Bore Thru
1/2"	0.86	1.984	0.375
3/4"	0.86	1.984	0.609
1"	0.86	1.984	
1 1/2"	1.36	1.984	
2"	1.745	2.5	
3"	2.55	3.576	

A = OPENING ID • B = FACE OD

CRIMP FITTINGS FOR SMOOTH BORE HOSE

MasterCrimp Assembly System

***Fabricating Smooth Bore PTFE Hose Assemblies
Is Now Fast, Easy & Reliable***

- Complete fitting alloy selection in stock and ready for fast delivery:
- Carbon Steel - - Brass - - Stainless Steel -
- **MasterCrimp saves on your inventory costs** by offering you a single fitting that will fit both thin and heavy wall smooth bore hose.
- Simple assembly process **minimizes tooling & labor costs.**



After hose is cut to length, MasterCrimp ferrules are designed to slide on either by hand or with an optional collar assembly tool. One size collar fits both thin and heavy wall hose.



Easy insertion of the barbed hose end by hand. No time is wasted with finding and loading fittings in tool fixtures.



Straight crimp on the entire length of the ferrule. Jackson MasterCrimp fittings have a clean, smooth look that is appealing to all types of customers.